

OUR 2021 PACKAGING FOOTPRINT IN EUROPE

This graphic represents the number of packages introduced across Coca-Cola Europacific Partner's (CCEP) markets in Europe* in 2021 by package type. It is based on individual units of packaging sold. In 2021 we introduced approximately 22.5 billion packs into the marketplace in Europe – of which approximately 3 billion were refillable bottles (PET plastic and glass). In addition, our fountain and dispensed equipment served over 1.95 billion drinks, based on 500mL servings.

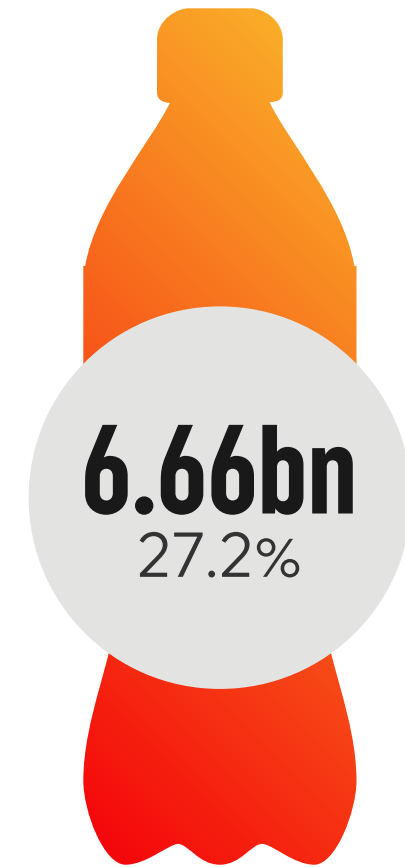
Information about our packaging footprint by total weight of material we use is available in the Corporate data tables. We will continue to publish this information on an annual basis through our sustainability reporting.

Document edited in June 2022

*Europe refers to CCEP markets: Andorra, Belgium, continental France, Germany, Great Britain, Iceland, Luxembourg, Monaco, the Netherlands, Norway, Portugal, Spain and Sweden.

Percentage of packaging footprint includes dispensed drinks based on 500mL servings.

PET PLASTIC

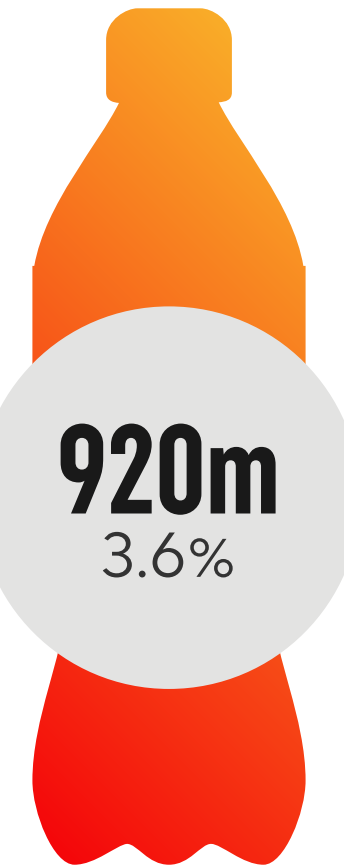


STEEL




PET PLASTIC

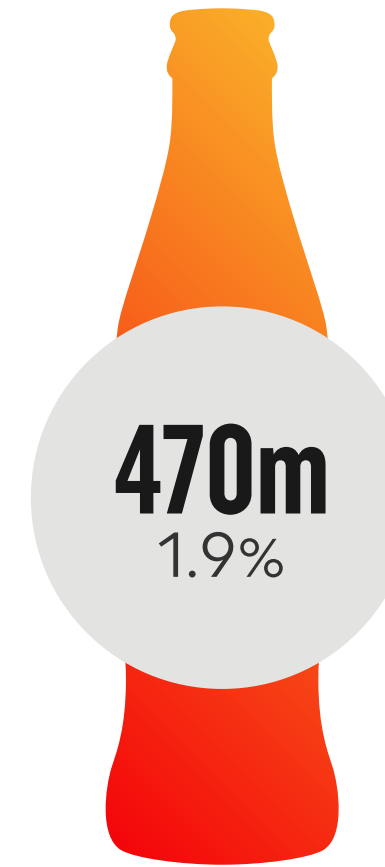
Refillable




POUCH



GLASS

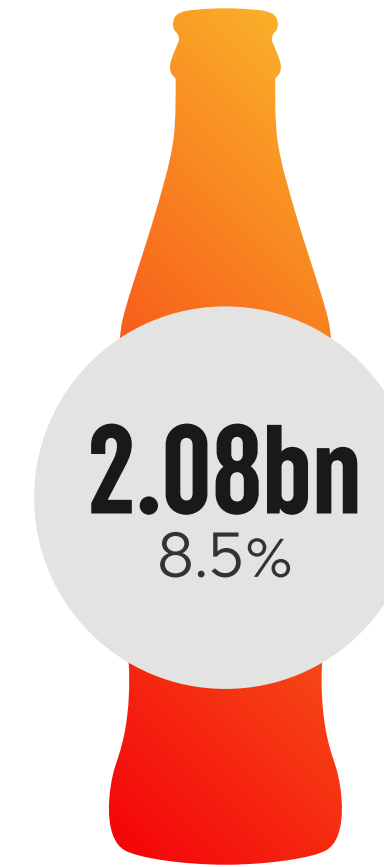


CARTON

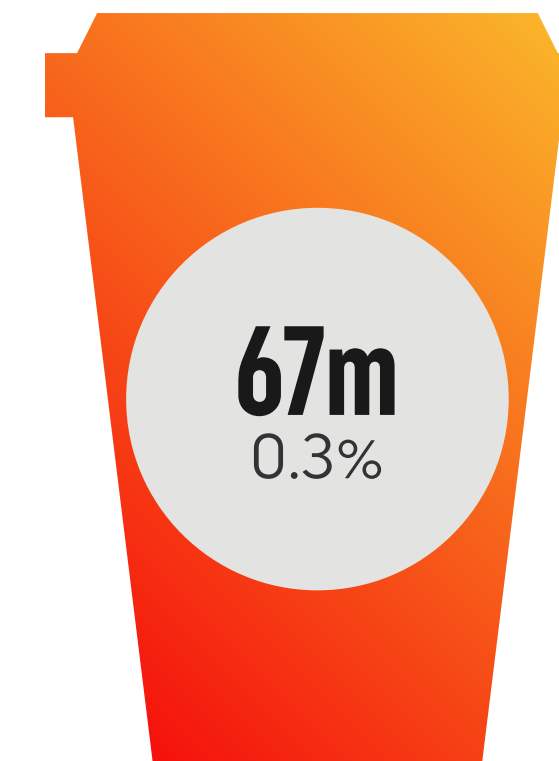


GLASS

Refillable



OTHER




ALUMINIUM



DISPENSED

Including Fountain and Freestyle®



Based on 500ml servings